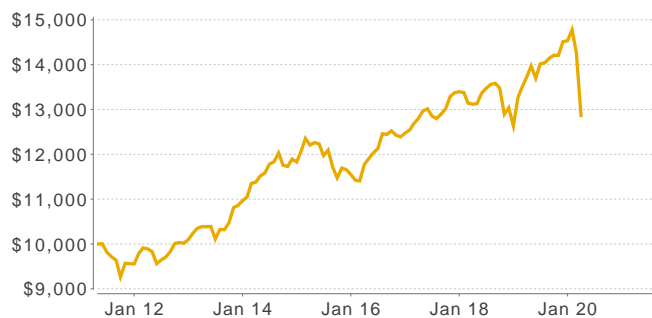


Sun Life BlackRock Canadian Balanced Fund | Series A

Current value of a \$10,000 investment



Time frame:
Start May 2011
End Apr 2020
\$12,867

The calculator generates an approximate rate of return using performance information as at the first business day of each month in your chosen time frame. Returns for funds less than 1 year old cannot be displayed. The default settings invest \$10,000 on the inception date of the fund, with an end date of January in the current year. For informational purposes, the initial investment amount and time frame can be adjusted according to your preference.

Performance analysis | as of April 30, 2020

Calendar year	YTD	2019	2018	2017	2016	2015	2014	2013	2012	2011*	2010
Fund return %	-5.2	15.0	-5.7	7.4	8.0	-2.4	7.9	8.5	5.7	-3.1	-

Trailing	1 mth	3 mth	6 mth	1 yr	2 yr	3 yr	5 yr	10 yr	Since inception
Fund return %	7.1	-6.8	-3.0	-1.4	2.4	2.0	2.4	-	3.8

*For the period April 15 to December 31.

Portfolio analysis | as of March 31, 2020

Composition	%	Geographic composition	%
Cash	3.9	Canada	63.1
Fixed income	39.0	United States	21.5
Canadian equity	37.2	Japan	3.1
U.S. equity	12.5	United Kingdom	1.3
International equity	6.1	France	1.1
Emg markets equity	0.4	Switzerland	0.9
Other	0.9	Germany	0.9
		Netherlands	0.7
		Australia	0.5
		Italy	0.5
		Others	6.4

NOTE: Subject to obtaining all necessary unitholder and regulatory approvals, Sun Life BlackRock Canadian Balanced Fund will be merged into Sun Life Tactical Balanced ETF Portfolio. If approved, the merger will be effective on or about **June 5, 2020**. The Fund is closed to purchases in new investment accounts effective at the close of business on **February 26, 2020**.

Investment objective

The Fund's investment objective is to seek a combination of income and growth by investing primarily in Canadian equity securities and Canadian debt instruments directly or indirectly, through mutual funds and exchange traded funds (ETFs) that invest in such securities.

This Fund may be suitable for investors who:

- seek a Canadian-focused, balanced fund with broad diversification
- seek a moderate degree of growth and income
- are medium- to long-term investors
- are comfortable with low to medium investment risk

Fund essentials

Inception date	April 15, 2011
Min initial inv \$	500
Min additional inv \$	50
MER % unaudited as at June 30, 2019	1.91
Management fee %	1.50
Distributions	A distribution may be applicable for this fund. Refer to Simplified Prospectus for more detail.

Management company

Sun Life Global Investments (Canada) Inc.

Sub-advisor

BlackRock Asset Management Canada Ltd.

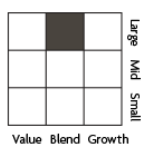
Class	Load structure	Currency	Fund Code
A	ISC	CAD	SUN116
A	DSC	CAD	SUN216
A	LSC	CAD	SUN316

Global equity sectors	%	Top ten holdings	%
as of March 31, 2020		as of March 31, 2020	
	of equity allocation	Sun Life BlackRock Cdn Composite Equity	38.1
Utilities	3.5	Sun Life BlackRock Cdn Univ Bond	24.5
Energy	10.7	iShares Core US Aggregate Bond ETF	6.7
Financials	21.7	iShares International Treasury Bond ETF	5.8
Materials	7.2	iShares Global Tech ETF	5.7
Consumer discretionary	7.0	iShares Global Healthcare ETF	4.9
Consumer staples	6.7	iShares Global Consumer Discr ETF	2.5
Telecommunication services	7.2	iShares Global Consumer Staples ETF	2.3
Industrials	9.6	iShares iBoxx \$ High Yield Corp Bd ETF	2.1
Health care	9.4	iShares JP Morgan USD Em Mkts Bd ETF	2.1
Information technology	14.5	Total number of portfolio holdings	15
Real Estate	2.6		

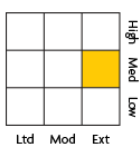
Cash and cash equivalents are not shown.

Fixed income	%	Credit quality	%
of fixed income allocation		of fixed income allocation	
Government bonds	62.2	AAA	35.4
Corporate bonds	24.0	AA	27.6
Securitized	4.3	A	14.2
Cash & Equivalents	9.5	BBB	12.4
Derivatives	0.0	BB	4.1
		B	2.6
		Below B	0.9
		Not Rated	2.8

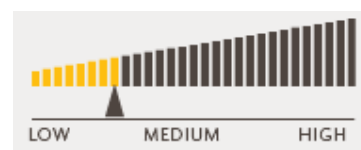
Equity style



Fixed inc style



Risk profile



Refer to the Simplified Prospectus for greater detail.

Management team

BlackRock Asset Management:
 Marcia Moffat, MBA, Managing Director and Head, BlackRock Canada; Amy Whitelaw, Portfolio Manager; Alan Mason, Managing Director
 Sun Life Global Investments (Canada) Inc.:
 Sadiq Adatia, CFA, Chief Investment Officer; Chhad Aul, CFA, Portfolio Manager

3-year risk measures | as of April 30, 2020

Annualized returns are used to calculate the risk metrics below.

Standard deviation (fund)	9.32	Sharpe ratio	0.13
Alpha	-1.54	Beta	1.01

Benchmark: 60% S&P/TSX Capped Composite Index, 40% FTSE Canada Universe Bond Index.

Standard deviation is a measure of volatility; it shows how broadly returns have varied over a given time period. Generally, a high standard deviation implies greater volatility.

Sharpe ratio combines a risk measurement and a return measurement into a single number to determine a fund's risk-adjusted return. A higher value is better.

Alpha measures the difference between a fund's return and its benchmark, taking into account volatility (beta). An alpha of 1 means a fund outperformed its benchmark by 1%; -1 means the fund underperformed by 1%.

Beta measures the movement of a fund in relation to its benchmark. A beta over 1 means price moves are greater (up or down) than the benchmark's; below 1 means less extreme price moves; 1 means it moves in step with its benchmark.

Notes and disclaimers

Commissions, trailing commissions, management fees and expenses all may be associated with mutual fund investments. Please read the prospectus before investing. For periods greater than one year, the indicated rates of return are the historical annual compounded total returns as of the date indicated including changes in unit value and reinvestment of all distributions and do not take into account sales, redemption, distribution or optional charges or income taxes payable by any security holder that would have reduced returns. Mutual funds are not guaranteed, their values change frequently and past performance may not be repeated.

Compound growth calculations are used only for the purpose of illustrating the effects of compound growth and are not intended to reflect the future value of any mutual fund or returns on investment in any mutual fund.

iShares® and BlackRock® are registered trademarks of BlackRock, Inc. and its affiliates. Used with permission.

The Morningstar Style Box™ reveals a fund's investment strategy. For equity funds the vertical axis shows the market capitalization of the stocks owned and the horizontal axis shows investment style (value, blend or growth). For fixed-income funds the vertical axis shows the average credit quality of the bonds owned, and the horizontal axis shows interest rate sensitivity as measured by a bond's duration (short, intermediate or long).

Average credit quality gives a snapshot of the fund's overall credit quality. It is an average of each fixed income security's credit rating, adjusted for its relative weighting in the fixed income portion of the fund. Morningstar, Inc. is not itself a Designated Rating Organization (DRO), nor does it issue a credit rating on the fund. A DRO's ratings can change from time-to-time.

© 2020 Morningstar Research Inc. All Rights Reserved. The information contained herein: (1) is proprietary to Morningstar and/or its content providers; (2) may not be copied or distributed; and (3) is not warranted to be accurate, complete or timely. Neither Morningstar nor its content providers are responsible for any damages or losses arising from any use of this information. Past performance is no guarantee of future results.